

## 2/2-Wege-Magnetventil

2/2-Wege-Ausführung

Artikel Nr. 148573

Typen Nr. MVB.E5.24V.G12.0-10B



Beispielhafte Darstellung

Die Standardbaureihe in den Ausführungen

- direktgesteuert
- vorgesteuert

Gerätesteckdose nach ISO 4400

Mediumstemperatur max. 160 °C

### Technische Informationen

Gehäuse	Edelstahl 1.4401
Ventilsitz	Edelstahl
Innenteile	Edelstahl
Schutzart	IP 65
Bauform	2
Gewinde	G 1/2 IG
Spannung	24 V DC
Betriebsdruck	0 - 10 bar
Dichtmaterial	FKM
Elektrischer Anschluss	ISO 4400 / EN 175301-803 Bauform A
Mediumstemperatur	-10 bis 160 °C
Umgebungstemperatur	-10 bis 60 °C
Gewindenorm	DIN EN ISO 228-1
Öffnung	2,5 mm
A	82 mm
B	50 mm
C	80 mm

## Kaufmännische Daten

Zolltarifnummer	84812090
Ursprungsland	TR
eCl@ss 5.1.4	27220601
eCl@ss 9.0	27220601
UNSPSC_Code_v190501	40141605
UNSPSC_CodeDesc_v190501	Solenoid valves

## Material Informationen

REACH SVHC1 Stoff Name	lead
CAS-Nr. SVHC 1	7439-92-1
RoHS Werkstoff-Hinweis	RoHS compliant
REACH Info	contains SVHC substance

## Stainless Steel Solenoid Valve SS1051 Series (G1/8", G1/4")

### GENERAL FEATURES

- Wide pressure range, flow rate and orifis options.
- Solenoid valvs are used with filters.
- Solenoid valves can be mounted in any position without affecting its operation; Coil to be used in a vertical position.

### ELECTRICAL CHARACTERISTICS

Continuous Duty	: ED %100
Coil Insulation Class	: H (180°C)(IEC 85)
Coil Impregnation	: Polyester Fiber Glass
Ambient Temperature	: -10°C, +60°C
Protection Degree	: IP65 (ISO 60529) On request; IP68
Electric Plug Connection	: DIN 46340 3- Poles Connector(DIN43650)
Connector Specification	: ISO 4400 / EN 175301-803 Form A, Spade Plug (Cable Ø6-8 mm)
Electrical Safety	: IEC 335
Standard Voltages	: AC 12V 15VA, 24V 15VA, 48V, 15VA, 110V 15VA, 230V 15VA, 230V 24VA DC 12V 18W, 24V 18W, 48V,18W, 110V 18W

On request other voltages

Voltages Tolerance : AC -15%, +10% DC -5%, +10%

Frequency : 50 Hz (60 Hz...)

On request; Connector with LED, PWM Socket

Specify coil voltage with order

### MATERIALS IN CONTACT WITH FLUID

Body	: Stainless Steel (AISI 316)
Internal Parts	: Stainless Steel
Sealing	: VITON, On request; EPDM, NBR
Shading Ring	: Copper (EN 12735-1)
Seats, Core Tube, Springs	: Stainless Steel

### OPTIONS

Female connection: BSP; (On request NPT)

- On request Atex (exproof) coil.

### TECHNICAL FEATURES

Max. Viscosity : 5°E (-37cST veya mm<sup>2</sup>/s)

Response Time : Opening time : 30 ms

Closing Time : 30 ms

### SEALS FEATURES

NBR : -10°C...+80°C

EPDM : -10°C...+130°C

VITON : -10°C...+160°C

PTFE : -10°C...+160°C

RUBY : -10°C...+160°C

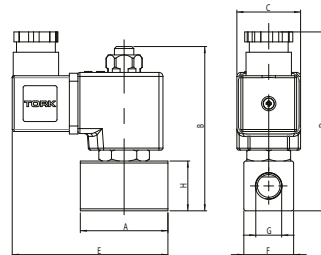
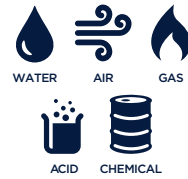


NORMALLY OPEN

2/2 WAY

DIRECT ACTING

ΔP=0



Dimensions (mm)							
G	A	B	C	D	E	F	H
1/8"	44,1	80	32	39	77,4	24,5	24,5
1/4"	44,1	80	32	39	77,4	24,5	24,5

Coils	Nominal Values	Cold/ Hot	Inrush	Holding	Current (A)	Surface Temperature (°C)
C40012VDC18W	12VDC 18W	COLD	19,56	19,56	1,63	20
		HOT	14,52	14,52	1,21	106
C40024VDC18W	24VDC 18W	COLD	20,88	20,88	0,87	25
		HOT	14,64	14,64	0,61	116
C40110VDC18W	110VDC 18W	COLD	19,96	19,96	0,18	23
		HOT	13,56	13,56	0,123	115
C40012VAC15VA	12VAC 15VA	COLD	23,81	16,43	1,3	25
		HOT	-	15,86	1,262	79
C40024VAC15VA	24VAC 15VA	COLD	25,82	15,02	0,62	22
		HOT	-	13,91	0,57	81
C40110VAC15VA	110VAC 15VA	COLD	30,65	15,17	0,137	24
		HOT	-	13,96	0,126	80
C40230VAC15VA	230VAC 15VA	COLD	31,4	15,64	0,068	25
		HOT	-	14,41	0,063	80
C40230VAC15VA	230VAC 24VA	COLD	45,1	23,92	0,0154	23
		HOT	-	21,62	0,0154	100

Solenoid Valve Symbol	Valve Type/ Order No	Connection Size	Orifice Size	Pressure		Kv	Seal			Weight
				min/max	Bar		VITON	NBR	EPDM	
	SS1051	G	mm	Bar	Bar	l/min				kg
	SS1051.00.018	1/8"	1,8	0	12	1,6	✓	✓	✓	0,44
	SS1051.00.025	1/8"	2,5	0	10	3,2	✓	✓	✓	0,44
	SS1051.00.030	1/8"	3	0	5	4,6	✓	✓	✓	0,44
	SS1051.01.018	1/4"	1,8	0	12	1,6	✓	✓	✓	0,44
	SS1051.01.025	1/4"	2,5	0	10	3,2	✓	✓	✓	0,44
	SS1051.01.030	1/4"	3	0	5	4,6	✓	✓	✓	0,44

### STANDARDS

• Standard tube connection G (BSP) (ISO 228-1) and other tube connections (NPT (ANSI1.20.3)) are available on request.

• TORK solenoid valves 97/23/EC, are available for pressure equipment directive (PED) and 2006/95/ECC low voltage directive (LVD).

Not: Please look catalogues for more details.

## Stainless Steel Solenoid Valve SS1051 Series ((3/8", 1/2", 3/4", 1"))

### GENERAL FEATURES

- Wide pressure range, flow rate and orifis options.
- Solenoid valvs are used with filters.
- Solenoid valves can be mounted in any position without affecting its operation; Coil to be used in a vertical position.

### ELECTRICAL CHARACTERISTICS

Continuous Duty	: ED %100
Coil Insulation Class	: H (180°C)(IEC 85)
Coil Impregnation	: Polyester Fiber Glass
Ambient Temperature	: -10°C, +60°C
Protection Degree	: IP65 (ISO 60529) On request;IP68
Electric Plug Connection	: DIN 46340 3- Poles Connector(DIN43650)
Connector Specification	: ISO 4400 / EN 175301-803 Form A, Spade Plug (Cable Ø6-8 mm)
Electrical Safety	: IEC 335
Standard Voltages	: AC 12V 15VA, 24V 15VA, 48V, 15VA, 110V 15VA, 230V 15VA, 230V 24VA DC 12V 18W, 24V 18W, 48V,18W, 110V 18W

On request other voltages

Voltages Tolerance : AC -15%, +10% DC -5%, +10%

Frequency : 50 Hz (60 Hz...)

On request; Connector with LED, PWM Socket

Specify coil voltage with order

### MATERIALS IN CONTACT WITH FLUID

Body	: Stainless Steel (AISI 316)
Internal Parts	: Stainless Steel
Sealing	: VITON, On request; EPDM, NBR
Shading Ring	: Copper (EN 12735-1)
Seats, Core Tube, Springs	: Stainless Steel

### OPTIONS

Female connection: BSP; (On request NPT)

- On request Atex (exproof) coil.

### TECHNICAL FEATURES

Max. Viscosity : 5°E (-37cST veya mm<sup>3</sup>/s)

Response Time : Opening time : 30 ms

Closing Time : 30 ms

### SEALS FEATURES

NBR : -10°C...+80°C

EPDM : -10°C...+130°C

VITON : -10°C...+160°C

PTFE : -10°C...+160°C

RUBY : -10°C...+160°C

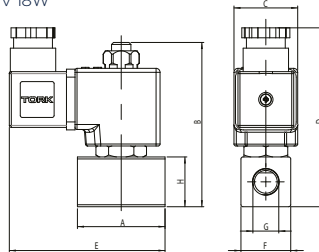
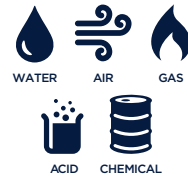


NORMALLY OPEN

2/2 WAY

DIRECT ACTING

ΔP=0



Dimensions (mm)

	G	A	B	C	D	E	F	H
3/8"	50	80	32	88.3	82	25	25	
1/2"	50	80	32	88.3	82	25	25	
3/4"	60	85	32	93.3	87	30	30	
1"	60	95	32	103.3	87	40	40	

Coils	Nominal Values	Cold/Hot	Inrush	Holding	Current (A)	Surface Temperature (°C)
C40012VDC18W	12VDC 18W	COLD	19,56	19,56	1,63	20
		HOT	14,52	14,52	1,21	106
C40024VDC18W	24VDC 18W	COLD	20,88	20,88	0,87	25
		HOT	14,64	14,64	0,61	116
C40110VDC18W	110VDC 18W	COLD	19,96	19,96	0,18	23
		HOT	13,56	13,56	0,123	115
C40012VAC15VA	12VAC 15VA	COLD	23,81	16,43	1,3	25
		HOT	-	15,86	1,262	79
C40024VAC15VA	24VAC 15VA	COLD	25,82	15,02	0,62	22
		HOT	-	13,91	0,57	81
C40110VAC15VA	110VAC 15VA	COLD	30,65	15,17	0,137	24
		HOT	-	13,96	0,126	80
C40230VAC15VA	230VAC 15VA	COLD	31,4	15,64	0,068	25
		HOT	-	14,41	0,063	80
C40230VAC15VA	230VAC 24VA	COLD	45,1	23,92	0,0154	23
		HOT	-	21,62	0,0154	100

Solenoid Valve Symbol	Valve Type/Order No	Connection Size	Orifice Size	Pressure min/max		Kv	Seal	Weight
				Bar	Bar			
	SS1051	G	mm	Bar	Bar	l/min	Option VITON NBR EPDM	kg
	SS1051.02.018	3/8"	1.8	0	12	1.6	✓ ✓ ✓	0,54
	SS1051.02.025	3/8"	2.5	0	10	3.2	✓ ✓ ✓	0,54
	SS1051.02.030	3/8"	3	0	5	4.6	✓ ✓ ✓	0,54
	SS1051.03.018	1/2"	1.8	0	12	1.6	✓ ✓ ✓	0,44
	SS1051.03.025	1/2"	2.5	0	10	3.2	✓ ✓ ✓	0,44
	SS1051.03.030	1/2"	3	0	5	4.6	✓ ✓ ✓	0,44
	SS1051.04.018	3/4"	1.8	0	12	1.6	✓ ✓ ✓	0,79
	SS1051.04.025	3/4"	2.5	0	10	3.2	✓ ✓ ✓	0,79
	SS1051.04.030	3/4"	3	0	5	4.6	✓ ✓ ✓	0,79
	SS1051.05.018	1"	1.8	0	12	1.6	✓ ✓ ✓	1,01
	SS1051.05.025	1"	2.5	0	10	3.2	✓ ✓ ✓	1,01
	SS1051.05.030	1"	3	0	5	4.6	✓ ✓ ✓	1,01

### STANDARDS

• Standard tube connection G (BSP) (ISO 228-1) and other tube connections (NPT (ANSI 1.20.3)) are available on request.

• TORK solenoid valves 97/23/EC, are available for pressure equipment directive (PED) and 2006/95/ECC low voltage directive (LVD).

**Not:** Please look catalogues for more details.

## Stainless Steel Solenoid Valve SS1051 Series (G1/8", G1/4")

### GENERAL FEATURES

- Wide pressure range, flow rate and orifis options.
- Solenoid valvs are used with filters.
- Solenoid valves can be mounted in any position without affecting its operation; Coil to be used in a vertical position.

### ELECTRICAL CHARACTERISTICS

Continuous Duty	: ED %100
Coil Insulation Class	: H (180°C)(IEC 85)
Coil Impregnation	: Polyester Fiber Glass
Ambient Temperature	: -10°C, +60°C
Protection Degree	: IP65 (ISO 60529) On request; IP68
Electric Plug Connection	: DIN 46340 3- Poles Connector(DIN43650)
Connector Specification	: ISO 4400 / EN 175301-803 Form A, Spade Plug (Cable Ø6-8 mm)
Electrical Safety	: IEC 335
Standard Voltages	: AC 12V 15VA, 24V 15VA, 48V, 15VA, 110V 15VA, 230V 15VA, 230V 24VA DC 12V 18W, 24V 18W, 48V,18W, 110V 18W

On request other voltages

Voltages Tolerance : AC -15%, +10% DC -5%, +10%

Frequency : 50 Hz (60 Hz...)

On request; Connector with LED, PWM Socket

Specify coil voltage with order

### MATERIALS IN CONTACT WITH FLUID

Body	: Stainless Steel (AISI 316)
Internal Parts	: Stainless Steel
Sealing	: VITON, On request; EPDM, NBR
Shading Ring	: Copper (EN 12735-1)
Seats, Core Tube, Springs	: Stainless Steel

### OPTIONS

Female connection: BSP; (On request NPT)

- On request Atex (exproof) coil.

### TECHNICAL FEATURES

Max. Viscosity : 5°E (-37cST veya mm<sup>2</sup>/s)

Response Time : Opening time : 30 ms

Closing Time : 30 ms

### SEALS FEATURES

NBR : -10°C...+80°C

EPDM : -10°C...+130°C

VITON : -10°C...+160°C

PTFE : -10°C...+160°C

RUBY : -10°C...+160°C

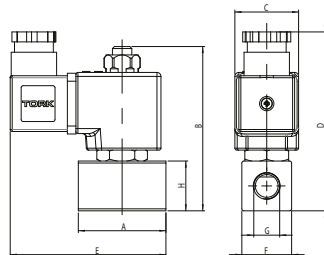
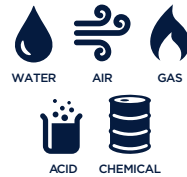


NORMALLY OPEN

2/2 WAY

DIRECT ACTING

ΔP=0



Dimensions (mm)							
G	A	B	C	D	E	F	H
1/8"	44.1	80	32	39	77.4	24.5	24.5
1/4"	44.1	80	32	39	77.4	24.5	24.5

Coils	Nominal Values	Cold/ Hot	Inrush	Holding	Current (A)	Surface Temperature (°C)
C40012VDC18W	12VDC 18W	COLD	19,56	19,56	1,63	20
		HOT	14,52	14,52	1,21	106
C40024VDC18W	24VDC 18W	COLD	20,88	20,88	0,87	25
		HOT	14,64	14,64	0,61	116
C40110VDC18W	110VDC 18W	COLD	19,96	19,96	0,18	23
		HOT	13,56	13,56	0,123	115
C40012VAC15VA	12VAC 15VA	COLD	23,81	16,43	1,3	25
		HOT	-	15,86	1,262	79
C40024VAC15VA	24VAC 15VA	COLD	25,82	15,02	0,62	22
		HOT	-	13,91	0,57	81
C40110VAC15VA	110VAC 15VA	COLD	30,65	15,17	0,137	24
		HOT	-	13,96	0,126	80
C40230VAC15VA	230VAC 15VA	COLD	31,4	15,64	0,068	25
		HOT	-	14,41	0,063	80
C40230VAC15VA	230VAC 24VA	COLD	45,1	23,92	0,0154	23
		HOT	-	21,62	0,0154	100

Solenoid Valve Symbol	Valve Type/ Order No	Connection Size	Orifice Size	Pressure min/max	Kv	Seal			Weight
						VITON	NBR	EPDM	
	SS1051	G	mm	Bar	Bar	l/min	Opsiyon		kg
	SS1051.00.018	1/8"	1.8	0	12	1.6	✓	✓	0,44
	SS1051.00.025	1/8"	2.5	0	10	3.2	✓	✓	0,44
	SS1051.00.030	1/8"	3	0	5	4.6	✓	✓	0,44
	SS1051.01.018	1/4"	1.8	0	12	1.6	✓	✓	0,44
	SS1051.01.025	1/4"	2.5	0	10	3.2	✓	✓	0,44
	SS1051.01.030	1/4"	3	0	5	4.6	✓	✓	0,44

### STANDARDS

• Standard tube connection G (BSP) (ISO 228-1) and other tube connections (NPT (ANSI 1.20.3)) are available on request.

• TORK solenoid valves 97/23/EC, are available for pressure equipment directive (PED) and 2006/95/ECC low voltage directive (LVD).

Not: Please look catalogues for more details.

## Stainless Steel Solenoid Valve SS1051 Series ((3/8", 1/2", 3/4", 1"))

### GENERAL FEATURES

- Wide pressure range, flow rate and orifis options.
- Solenoid valvs are used with filters.
- Solenoid valves can be mounted in any position without affecting its operation; Coil to be used in a vertical position.

### ELECTRICAL CHARACTERISTICS

Continuous Duty	: ED %100
Coil Insulation Class	: H (180°C)(IEC 85)
Coil Impregnation	: Polyester Fiber Glass
Ambient Temperature	: -10°C, +60°C
Protection Degree	: IP65 (ISO 60529) On request;IP68
Electric Plug Connection	: DIN 46340 3- Poles Connector(DIN43650)
Connector Specification	: ISO 4400 / EN 175301-803 Form A, Spade Plug (Cable Ø6-8 mm)
Electrical Safety	: IEC 335
Standard Voltages	: AC 12V 15VA, 24V 15VA, 48V, 15VA, 110V 15VA, 230V 15VA, 230V 24VA DC 12V 18W, 24V 18W, 48V,18W, 110V 18W

On request other voltages

Voltages Tolerance : AC -15%, +10% DC -5%, +10%

Frequency : 50 Hz (60 Hz...)

On request; Connector with LED, PWM Socket

Specify coil voltage with order

### MATERIALS IN CONTACT WITH FLUID

Body	: Stainless Steel (AISI 316)
Internal Parts	: Stainless Steel
Sealing	: VITON, On request; EPDM, NBR
Shading Ring	: Copper (EN 12735-1)
Seats, Core Tube, Springs	: Stainless Steel

### OPTIONS

Female connection: BSP; (On request NPT)

- On request Atex (exproof) coil.

### TECHNICAL FEATURES

Max. Viscosity : 5°E (-37cST veya mm<sup>2</sup>/s)

Response Time : Opening time : 30 ms

Closing Time : 30 ms

### SEALS FEATURES

NBR : -10°C...+80°C

EPDM : -10°C...+130°C

VITON : -10°C...+160°C

PTFE : -10°C...+160°C

RUBY : -10°C...+160°C

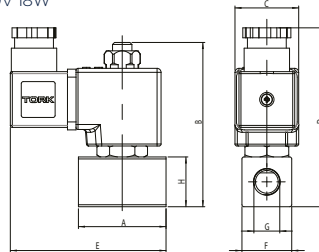
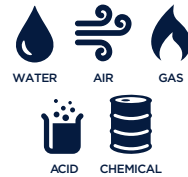


NORMALLY OPEN

2/2 WAY

DIRECT ACTING

ΔP=0



Dimensions (mm)

	G	A	B	C	D	E	F	H
3/8"	50	80	32	88,3	82	25	25	
1/2"	50	80	32	88,3	82	25	25	
3/4"	60	85	32	93,3	87	30	30	
1"	60	95	32	103,3	87	40	40	

Coils	Nominal Values	Cold/Hot	Inrush	Holding	Current (A)	Surface Temperature (°C)
C40012VDC18W	12VDC 18W	COLD	19,56	19,56	1,63	20
		HOT	14,52	14,52	1,21	106
C40024VDC18W	24VDC 18W	COLD	20,88	20,88	0,87	25
		HOT	14,64	14,64	0,61	116
C40110VDC18W	110VDC 18W	COLD	19,96	19,96	0,18	23
		HOT	13,56	13,56	0,123	115
C40012VAC15VA	12VAC 15VA	COLD	23,81	16,43	1,3	25
		HOT	-	15,86	1,262	79
C40024VAC15VA	24VAC 15VA	COLD	25,82	15,02	0,62	22
		HOT	-	13,91	0,57	81
C40110VAC15VA	110VAC 15VA	COLD	30,65	15,17	0,137	24
		HOT	-	13,96	0,126	80
C40230VAC15VA	230VAC 15VA	COLD	31,4	15,64	0,068	25
		HOT	-	14,41	0,063	80
C40230VAC15VA	230VAC 24VA	COLD	45,1	23,92	0,0154	23
		HOT	-	21,62	0,0154	100

Solenoid Vave Symbol	Valve Type/Order No	Connection Size	Orifice Size	Pressure min/max		Kv	Seal	Weight	
				Bar	Bar				
	SS1051	G	mm	Bar	Bar	l/min	Option VITON NBR EPDM	kg	
	SS1051.02.018	3/8"	1.8	0	12	1.6	✓	✓	0,54
	SS1051.02.025	3/8"	2.5	0	10	3.2	✓	✓	0,54
	SS1051.02.030	3/8"	3	0	5	4.6	✓	✓	0,54
	SS1051.03.018	1/2"	1.8	0	12	1.6	✓	✓	0,44
	SS1051.03.025	1/2"	2.5	0	10	3.2	✓	✓	0,44
	SS1051.03.030	1/2"	3	0	5	4.6	✓	✓	0,44
	SS1051.04.018	3/4"	1.8	0	12	1.6	✓	✓	0,79
	SS1051.04.025	3/4"	2.5	0	10	3.2	✓	✓	0,79
	SS1051.04.030	3/4"	3	0	5	4.6	✓	✓	0,79
	SS1051.05.018	1"	1.8	0	12	1.6	✓	✓	1,01
	SS1051.05.025	1"	2.5	0	10	3.2	✓	✓	1,01
	SS1051.05.030	1"	3	0	5	4.6	✓	✓	1,01

### STANDARDS

• Standard tube connection G (BSP) (ISO 228-1) and other tube connections (NPT (ANSI1.20.3)) are available on request.

• TORK solenoid valves 97/23/EC, are available for pressure equipment directive (PED) and 2006/95/ECC low voltage directive (LVD).

**Not:** Please look catalogues for more details.